

EVENT EVALUATION LIST

Work package	WP2 Development of joint curricula for PM study program
xxx	xxx
Activity	2.2. Development of HEPMP content and teaching material
Optional topic	<u>Pain therapy for students of the Faculty of Medicine</u>
<i>Dates</i>	15-19. 04. 2019
<i>City</i>	Belgrade
<i>Meeting venue</i>	Faculty of Medicine, University of Belgrade
<i>Address</i>	Clinic for Urology Clinical Center of Serbia

Evaluation list of training „Pain therapy for medical students - Elective classes“

15 to 19 april 2019.

The basic data are in the the same name of EXCEL table.

The general organisation of the training is rated with an average grade: 4,78

The general organisation of the training	
Question	Average grade
Relevance of the topic	4,92
Usefulness of the acquired knowledge	4,92
Rating of the methodology of working with participants	4,67
Rating organization	4,75

Rating of working conditions	4,83
Rating interactivity in training	4,67
Rating transferability of acquired knowledge	4,83
Rating of satisfaction of participation in training	4,83
Assessing the fulfilment of expectations regarding training	4,67
The overall rating training	4,75

Overall expectations of participants is rated with an average grade: 4,76

Overall expectations of participants	
Question	Average grade
Total impression	4,83
Presentation mode	4,75
Scope of Material	4,83
Dynamics	4,58
Examples	4,83
My expectations have been met	4,75

Lecturer's assessment is rated with an average grade: 4,87

Lecturer's assessment

Question	Average grade
Presentation quality	4,92
Relationship with participants	4,83
Provides active student involvement	4,92
Lecturer overall rating	4,83

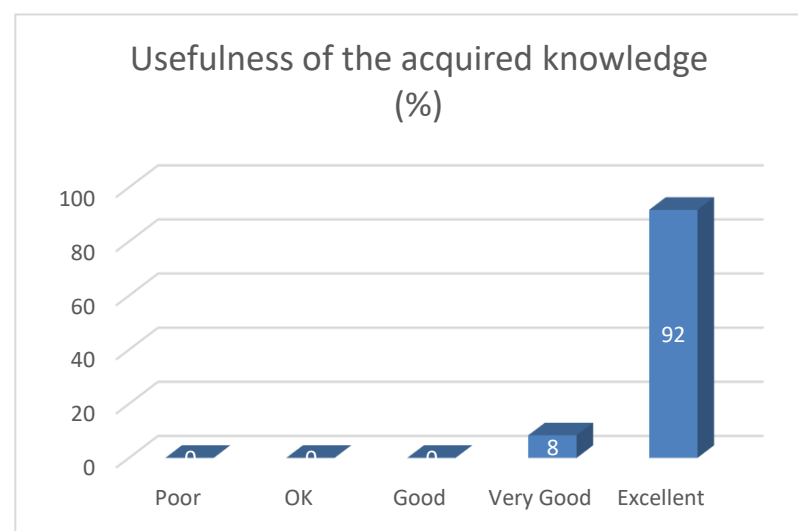
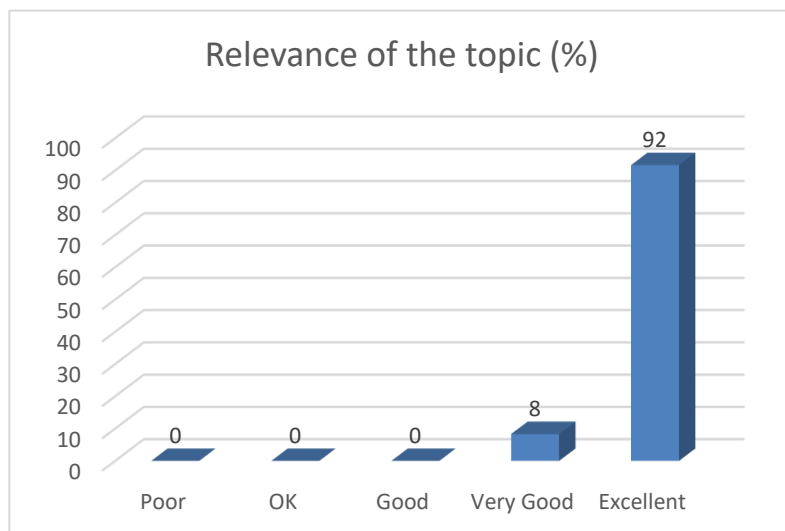
Project number: 573806-EPP-1-2016-1-RS-EPPKA2-CBHE-JP

"This project has been funded with support from the European Commission. This publication reflects the views only of the author, and the Commission cannot be held responsible for any use which may be made of the information contained therein"

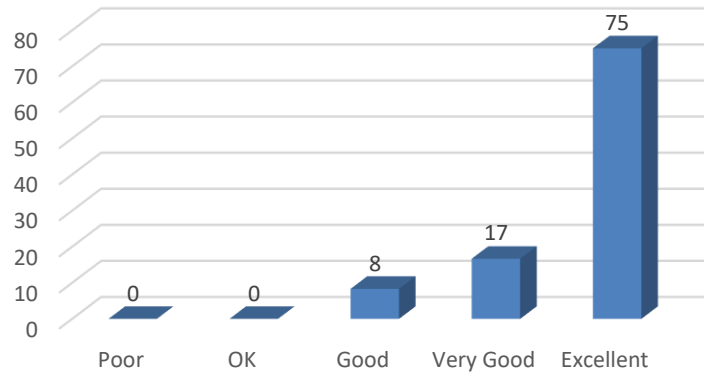
The general organisation of the training						
Grading	Poor	OK	Good	Very Good	Excellent	
Relevance of the topic	0	0	0	1	11	12
Usefulness of the acquired knowledge	0	0	0	1	11	12
Rating of the methodology of working with participants	0	0	1	2	9	12
Rating of prepared training materials	x	x	x	x	x	#VALUE!
Rating organization	0	0	1	1	10	12
Rating of working conditions	0	0	1	0	11	12
Rating interactivity in training	0	0	1	2	9	12
Rating transferability of acquired knowledge	0	0	0	2	10	12
Rating of satisfaction of participation in training	0	0	0	2	10	12
Assessing the fulfilment of expectations regarding training	0	0	1	2	9	12
The overall rating training	0	0	1	1	10	12

The general organisation of the training (%)						
Grading	Poor	OK	Good	Very Good	Excellent	
Relevance of the topic (%)	0	0	0	8	92	
Usefulness of the acquired knowledge (%)	0	0	0	8	92	
Rating of the methodology of working with participants (%)	0	0	8	17	75	

Rating of prepared training materials (%)	#VALUE!	#VALUE!	#VALUE!	#VALUE!	#VALUE!
Rating organization (%)	0	0	8	8	83
Rating of working conditions (%)	0	0	8	0	92
Rating interactivity in training (%)	0	0	8	17	75
Rating transferability of acquired knowledge (%)	0	0	0	17	83
Rating of satisfaction of participation in training (%)	0	0	0	17	83
Assessing the fulfilment of expectations regarding training (%)	0	0	8	17	75
The overall rating training (%)	0	0	8	8	83



Rating of the methodology of working with participants (%)

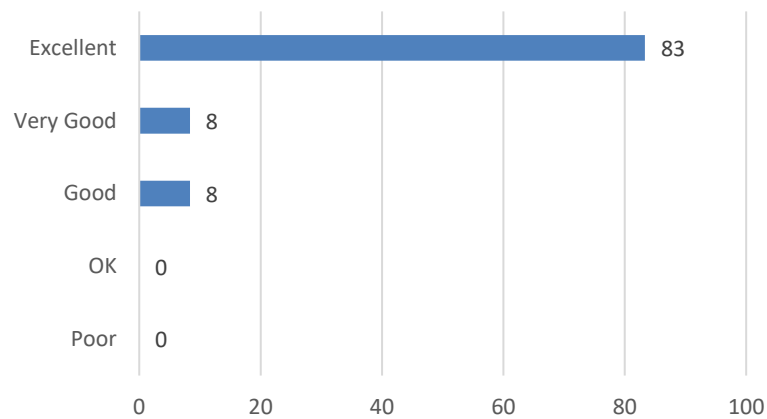


Rating of prepared training materials (%)

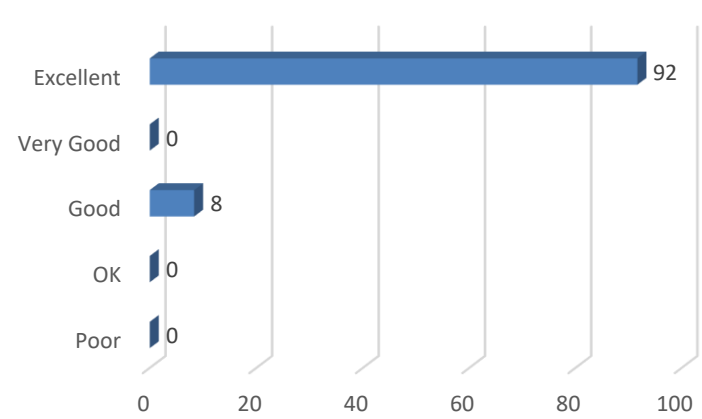
000

■ Poor ■ OK ■ Good ■ Very Good ■ Excellent

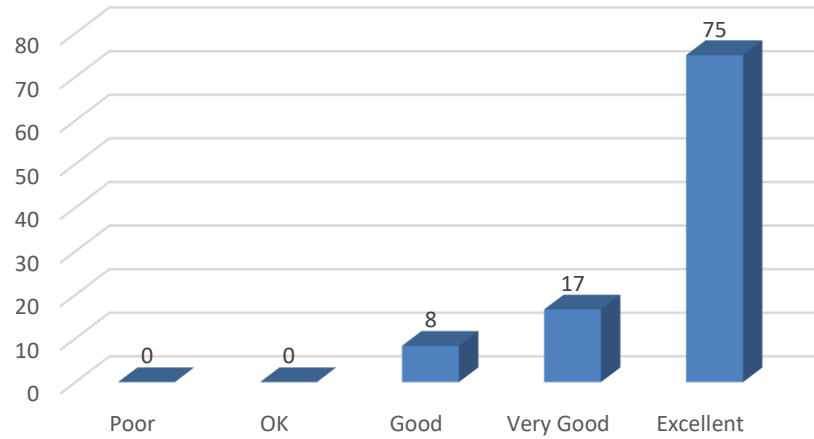
Rating organization (%)



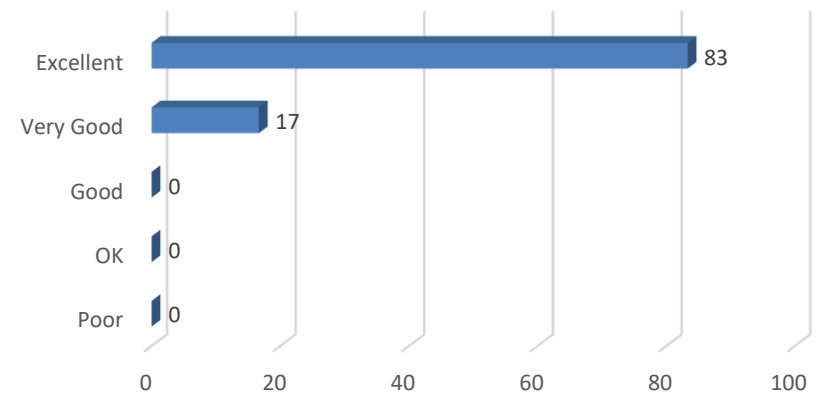
Rating of working conditions (%)



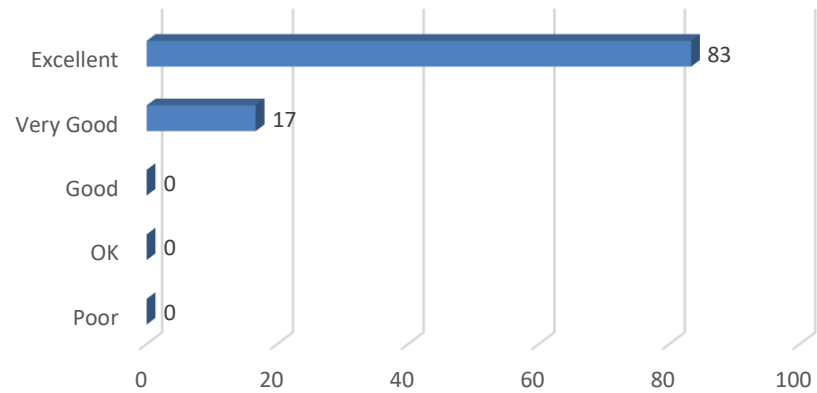
Rating interactivity in training (%)



Rating transferability of acquired knowledge (%)

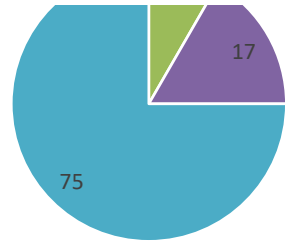


Rating of satisfaction of participation in training (%)



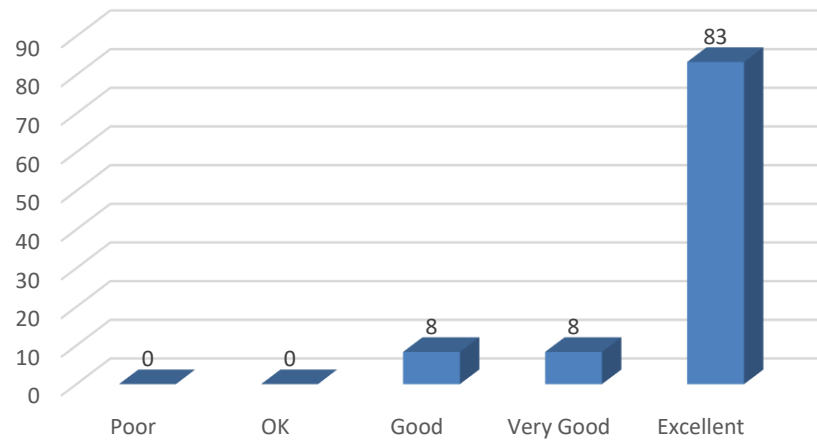
Assessing the fulfilment of expectations regarding training (%)





■ Poor ■ OK ■ Good ■ Very Good ■ Excellent

The overall rating training (%)



Overall expectations of participants

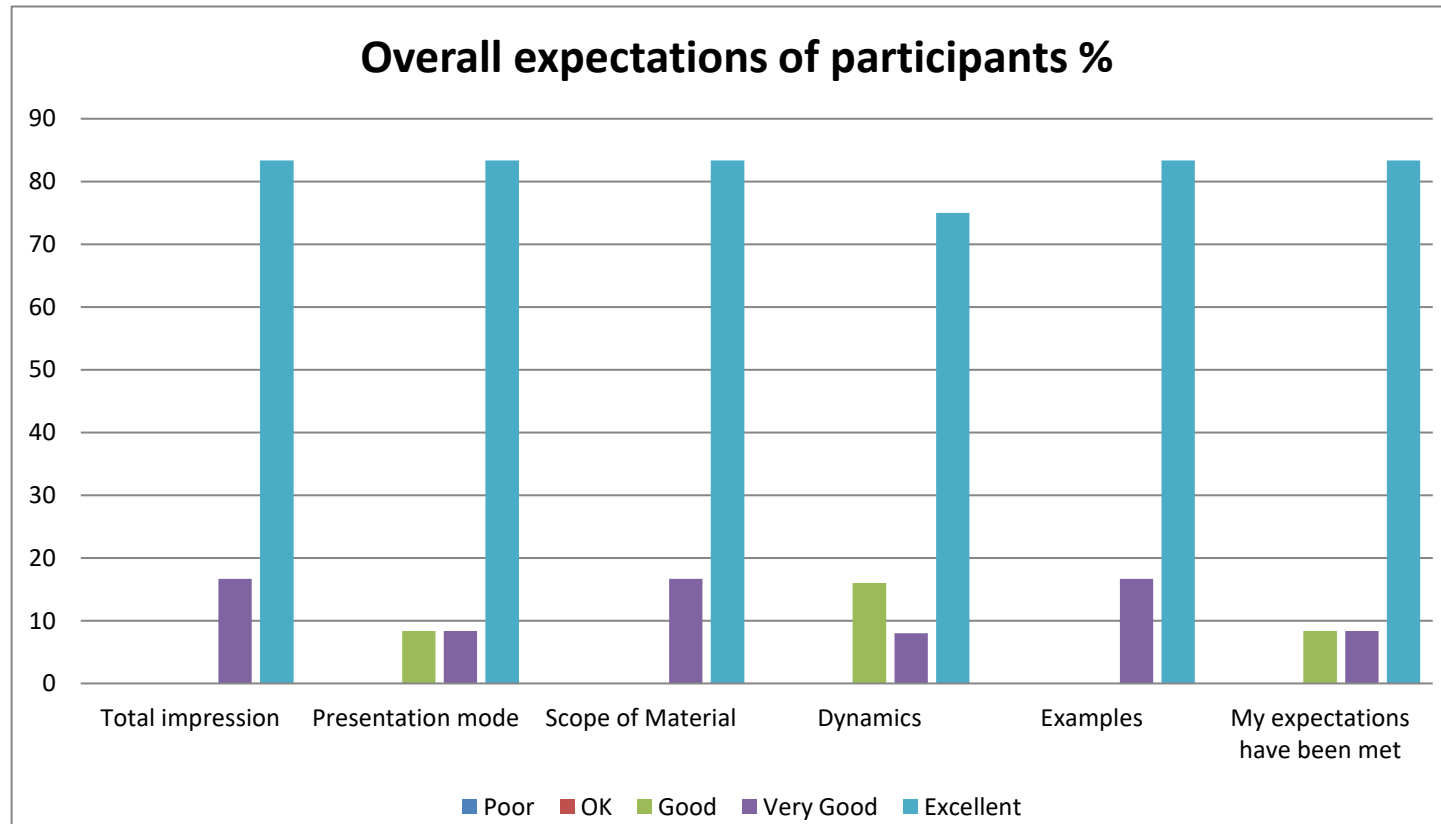
Grading	Poor	OK	Good	Very Good	Excellent
Total impression	0	0	0	2	10
Presentation mode	0	0	1	1	10
Scope of Material	0	0	0	2	10
Dynamics	0	0	2	1	9
Examples	0	0	0	2	10
My expectations have been met	0	0	1	1	10
Commentary					
	1	2	3	4	5

12
12
12
12
12
12
12

Overall expectations of participants %

Grading	Poor	OK	Good	Very Good	Excellent
Total impression	0	0	0	17	83
Presentation mode	0	0	8	8	83
Scope of Material	0	0	0	17	83

Dynamics	0	0	16	8	75
Examples	0	0	0	17	83
My expectations have been met	0	0	8	8	83



100 -
90 -
80 -
70 -
60 -
50 -
40 -
30 -
20 -
10 -
0 -

Lecturer's assessment

Grading	Poor	OK	Good	Very Good	Excellent	
Presentation quality	0	0	0	1	11	12
Relationship with participants	0	0	1	0	11	12
Provides active student involvement	0	0	0	1	11	12
Lecturer overall rating	0	0	1	0	11	12
	1	2	3	4	5	

Lecturer's assessment (%)

Grading	Poor	OK	Good	Very Good	Excellent
Presentation quality	0	0	0	8	92
Relationship with participants	0	0	8	0	92
Provides active student involvement	0	0	0	8	92

Lecturer overall rating

0

0

8

0

92

Lecturer's assessment (%)

